




Twitterpated

How do animals find a mate?!

To tie into Valentine's day, this month's theme is "**Twitterpated**". But... what does that mean? Why it means to have one's **pate** [head] in a **twitter** [confused]! This happens when animals fall in love.

But... just how does an animal find a mate out in the great wide world? They use tons of special adaptations, behaviors, and sometimes just dumb luck! Can you think of any special animal features intended to help them attract a mate?

Let's look at some more exotic animals, before we move on to animals right here in our Park! Everybody knows the peacock and it's unbeatable tail feathers, but have you ever heard of a 'peacock spider'?! They also raise their fluffiest and most colorful parts, and dance to try to attract a mate. There are expert nest builders like the pufferfish, or the Bower Bird who collects bright treasures AND builds a nest. Many species engage in aggressive displays to show off their fitness to a prospective mate. This strategy appears in species all across the animal kingdom ranging from primates to beetles!



 **Grab-N-Go**
Nature Lessons Kit

ANIMAL COURTING




HERE IN THE PARK

After the last freeze, and when plants begin to grow and bloom, love will be in the air! This is the perfect time to begin **birding**, **butterflying**, or **animal watching**! During the next couple months, animals will be out more, and be at a peak in their social interactions. Grab those binoculars! Document the animals you see in the park!

PHEROMONES

Many species rely on **Pheromones** to help find and court a mate. This lets them know where a potential partner could be, and if that partner is open to courtship! Many **insects** rely heavily on pheromones for communication and signaling. Look around for insect courtiers!



SERENADES

Birds tweet and crickets chirp, but did you know that many small rodents also hum sweet **ultrasonic** tunes to attract a mate! Mating calls are some of the most fascinating sounds. Can you think of another park friend who uses music? **Ribbit Ribbit!**



LOOKIN GOOD

Bright colors are a sure way to get **noticed**, but you weigh the chance of being someone's valentine against being someone else's lunch! Male **Cardinals** have vibrant red plumage, and the speed to keep them safe! Try to spot as many different species as you can! Keep notes!



VISIT US ONLINE!

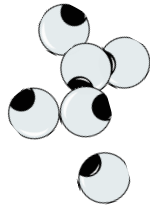
Check out our calendar!

www.philhardbergerpark.org

PHIL HARDBERGER
PARK CONSERVANCY

Animal Valentines

You will need:



BUILD YOUR OWN

Heart Animals




Directions:

Valentines are easy to make! First, decide what kind of animal you want to make. Then, choose the color paper you want your animal to be in. You can use whatever colors you like, it doesn't have to be the actual color of the animal.

Then, cut out lots of hearts! Big ones, little ones, different colored ones. Move them around on the table to try to build an animal. When you have shapes and patterns you like, glue them down.

You can use tiny hearts for things like ears, beaks, wings, fins, and noses. Then use googly eyes or hole punch dots to make the eyes.

Once your valentine is dry, write a message on the back and share with a friend!



THE LOVE BIRDS SNACK IDEA!

Try one of these "Birds of a Feather" themed snacks!



LOVE BIRD FACTS:

There are 9 species of Lovebird, a small parrot species originating from Africa. They're called Love birds because they mate for life and often sit with their partner, pruning them. They make great pets - if you're willing to invest lots of time and funds! They are very intelligent, social, and can be trained.



LOVEBIRD NEST:

Materials: cupcake holder, pretzel sticks, candies, toothpick & frosting

Creating a bird nest is easy! Find something suitable to build your nest out of like pretzel sticks, frosted cereal flakes, or shredded coconut. Put a few pinches into a cupcake holder and then make a space in the middle with your finger. Find candies or fruit that's small and round enough to be eggs in the nest. To make the candy or fruit into a bird, you can make eyes by adding dots of frosting with a toothpick.

BUILD YOUR OWN LOVEBIRD:

Materials: bread, fruit, dull cutting tool or Toothpick

To make your love birds, use your dull cutting tool to cut two slices of bread into teardrop or circular shapes. Then, carefully cut your fruit into thin slices. These slices you'll then shape into hearts with your cutting tool or using your toothpick to pull off little pieces. Strawberries work best, but you can use any fruit if the slices are small enough. Use blue berries for eyes. Then arrange your birds on the plate so they can sit together!