


Be a Nature Detective!


Look for these leaf shapes at Friedrich Wilderness Park or other natural area. Remember, some trees are **deciduous**, meaning they lose their leaves at the end of the growing season. If you're visiting the park in the fall, be search to search for leaves on the ground.




Huisache (wee-sach)
Vachellia farnesiana




Texas Mountain Laurel
Sophora secundiflora



Honey Mesquite
Prosopis glandulosa




Texas Redbud
Cercis canadensis var. texensis



Ashe Juniper
Juniperus ashei



Bigtooth Maple
Acer grandidentatum



Agarita
Mahonia trifoliolata



Texas Red Oak
Quercus buckleyi