

Hardberger Bird Bingo

Use your ears to listen for a bird call, then locate the bird with your binoculars. What do you see?



Mockingbird



Blue Jay



Northern Cardinal



Great-Tailed Grackle



Red Shouldered Hawk




Black-chinned Hummingbird



Black-crested Titmouse



Painted Bunting



Barn Swallow



White-winged Dove



Black Vulture




Barred Owl



Crested Caracara



Mourning Dove



Turkey Vulture



Lesser Goldfinch




White-eyed Vireo



Carolina Wren



Carolina Chickadee




House Sparrow

FAMILY BIRDING CHECKLIST



- Grab a birding buddy!** One of the best ways to make birding fun is to go with a friend or family member.
- Wake up early, and grab your **binoculars**. Different birds are active at different times of the day, so practice starting early.
- Know what birds are in your area.** Use a guide! Bird identification books are a great resource. If you can, keep a small one for your area handy.
- Find an outdoor area to **explore!** Start here in the park and continue the study at home with family or friends!
- To find a bird: **Stop, Look, Listen, Repeat!** Many birds have unique calls and songs, and you may hear them before seeing them. Pay attention to any movement you see - then focus in.
- To identify a bird that you see, remember the 5 'S's: **Shape, Shade [color], Size, Sound, and Space!** Many birds look alike, but there's always a distinguishing feature to look for.
- Record your sightings.** Photos may be hard so take notes, too!
- Continue learning and practicing!** Connect with local birding groups, or start your own!
- Download an app to help. Here at the park, we use **eBird, Merlin, iNaturalist, and Seek.**





BIRD NEST BASICS



What is a bird nest?

A bird uses a **nest** for shelter only when it's ready to lay eggs and raise young. A normal shelter the rest of the year is called a **roost**.



How are they built?

Birds use all kinds of materials and locations. They can use twigs, leaves, spider silk, lichen, moss, feathers and fur, among other things. They build nests on cliffs, inside trees, or even on the side of a building!

Different kinds of nests?

There are many ways and shapes birds can make nests. Most can fall into one of four categories: ground nests, cup nests, platform nests, pendulous nests, cavity nests, or even burrow nests! Some birds build little mounds that rise out of the water, too!



Safety in the nest!

The variety of nests is a result of various habitats and ways of life. Hummingbird nests use silk to stretch and expand as the babies grow quickly. Woodpeckers carefully carve out a protected cavity to build their nest in.

Build your own nest!

Look around for some scrap cardboard for a base. Then gather some scrap paper, grass, leaves, twigs and twine. Wrap and glue and build a cozy nest. Line it with something soft like feathers, then add some pompoms to represent your eggs!



To check out our other Grab & Go Lessons, visit:
www.philhardbergerpark.org/grabngo-nature-lessons

BIRD NEST SNACK



Let's make a fun and easy bird nest snack!

Materials: Pretzel sticks and Fruit, Marshmallow or small candies like M&Ms

Directions: This one is as simple as it gets. Build your 'nest' out of the pretzel 'branches', then lay your marshmallow 'eggs' in the nest! Make some bird sounds before you munch them up!



Let's try some bird calls! Bird memory phrases help you identify birds when you hear their songs. Here are some memory phrases of some birds you might here at the park!

Blue Jay: "Jay! Jay! Jay!"

Northern Cardinal: "Theodore, Theodore"

Mourning Dove: "Cooo000, coo, coo, coo"

Carolina Wren: "Cheeseburger" -3times

Tufted Titmouse: "Peter, Peter, Peter"

Carolina Chickadee: "fee bee, fee bay"

American Goldfinch: "Bobee, potato chip!"

Barred Owl: "I cook for me, who cooks for you all?"

