


Animal Families


WHAT DO DIFFERENT ANIMAL FAMILIES AND COMMUNITIES LOOK LIKE?

Animal families can take all kinds of shapes from **solitary** [alone] to **small groups** [often family based] to **large groups** [flock, herd, school, swarm]! Look for these out in the park!!!

Deer: The White-tail deer we find in our park are semi-social animals! They live in small **family units** consisting of a mother Doe and her Fawns, but often graze and move in small **herds**. Except for mating season, Bucks tend to live alone or with a few other bucks!



Bees: Bees live ONLY with Family. There is one Queen who's everybody's Mom! She can live for years raising daughters who keep the **hive** thriving, and occasionally new queens and drones[sons] who go off to help found new bee hives!



Bats: Bats live in large groups called a "Cauldron" or **Colony**. There are massive colonies consisting of hundreds of thousands of Momma Bats and Baby Bats, and there are smaller colonies of Papa Bats. We have about 9 species of Bats in San Antonio and 32 species in Texas!



Spiny Lizards: These lizards you may see darting around the park, or basking in the sun! These animals are **solitary** and live alone, and will actually engage in a push-up contest if their territory is encroached by another lizard!



Grab-N-Go
Nature Lessons Kit



WILD ANIMAL OBSERVATIONS

In the boxes below, answer the question with an investigation and observation at the park!



Spot this bird! Do you see any others nearby? What does their family look like?

Observation:





There are lots of butterflies in the park! Do you see any? Describe their colors and if they're alone or in groups?

Observation:

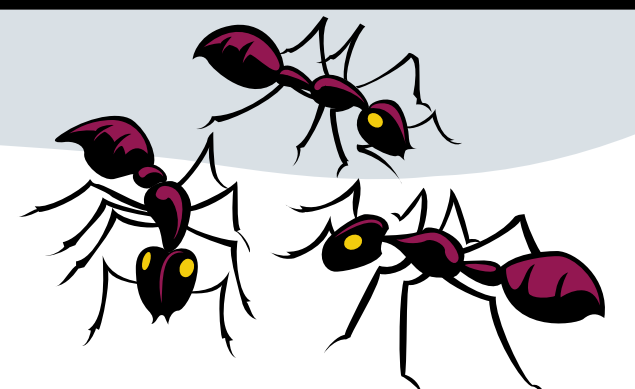
Do you see a Rabbit? How about rabbit holes? Look around for an entrance! Describe what you think their home is like?

Your Answer:



Look around for Ants on the ground! Are they solitary or in groups? What does their family and home look like?

Your Answer:



HANDPRINT BUNNY FAMILY!

Materials:

- White & Pink
TEMPERA Paint, Brush
- Construction Paper
- Black Sharpie
- Easter Grass OR
Green Construction
Paper (optional)

Grab-N-Go Nature Lessons Kit




1 Paint all but the thumb of your child's palm white. Have them squeeze their pointer and middle finger together and ring and pinkie finger together. You may need to help them by putting your fingers between their ring and middle finger.



2 Lay the construction paper horizontally, press their hand onto the center of the page.

3 Repeat steps 1 and 2 with other members of your family keeping your hand prints in a line across the page.



4 After your handprint bunnies dry, use the pink paint their noses and the inside of their ears. Use the black sharpie to add eyes and whiskers.

5 Add grass by gluing the easter grass to the bottom of the page or create fringe from a strip of green construction paper.



ANIMAL CRACKER FAMILY SNACK

For this week's snack, nothing beats Animal Crackers! It's the only thing you'll need, but you can always add something to drink like milk or juice, or dip them in peanut butter or icing! Yummy!



Let's make this snack into a skill building opportunity or a game! You can practice grouping your animals by type, habitat or number, and make the animal sounds! You can practice counting or spelling out their name! You can even try something like Tic Tac Toe!

